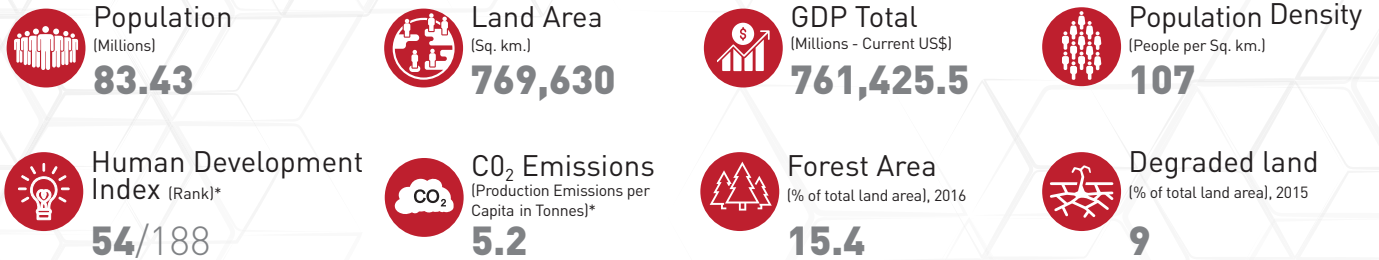


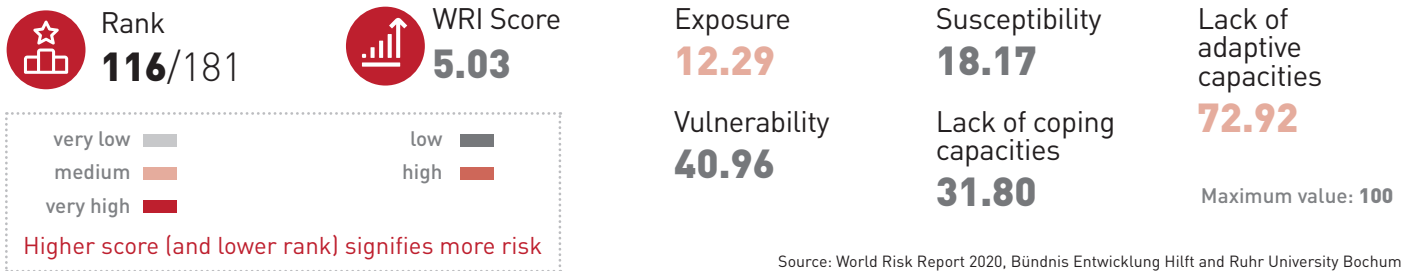
# TURKEY



Source: World Bank Data, 2019 / \*Source: Human Development Reports, UNDP, 2019

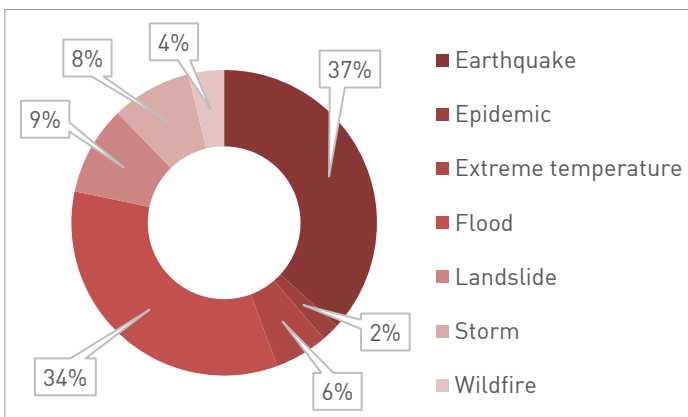
## HAZARD PROFILE

### A. WORLD RISK INDEX

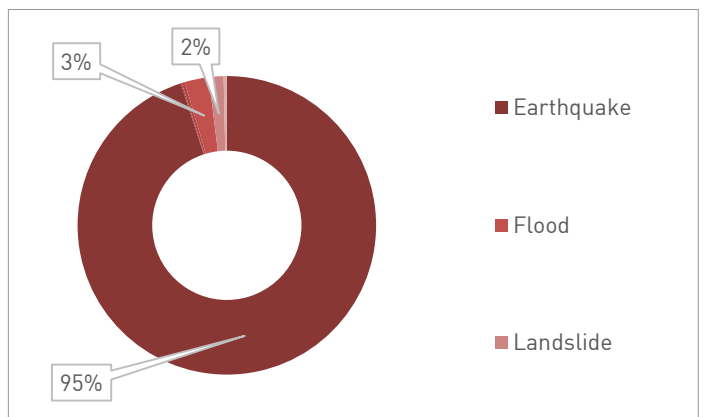


Source: World Risk Report 2020, Bündnis Entwicklung Hilft and Ruhr University Bochum

### B. Frequency of disasters (1990-2020)






### C. Mortality due to disasters (1990-2020)



Source: CRED-EMDAT, 2021

### D. Average Annual Loss (AAL) by Hazard (1990-2014)

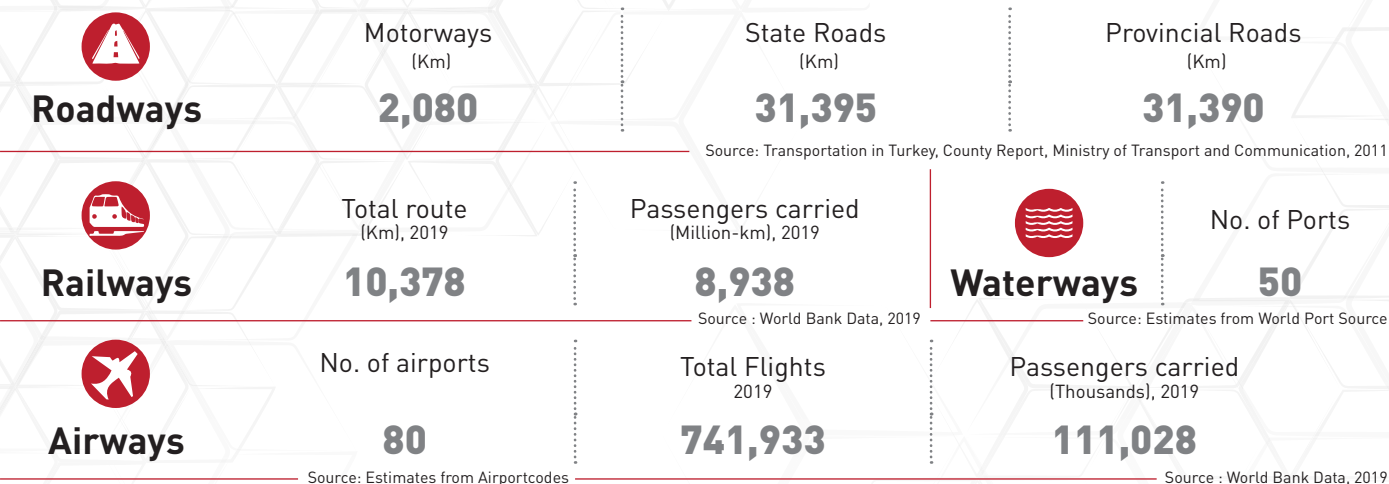
Hazard	Absolute [Million US\$]	Capital stock [%]	Investments (GFCF*) [%]	Social exp [%]	Total Reserves [%]	Gross Savings [%]
 <b>Earthquake</b>	<b>2.5</b>	<b>0.000</b>	<b>0.001</b>	<b>0.002</b>	<b>0.002</b>	<b>0.002</b>
 <b>Flood</b>	<b>296.12</b>	<b>0.015</b>	<b>0.178</b>	<b>0.226</b>	<b>0.267</b>	<b>0.264</b>
 <b>Tsunami</b>	<b>2200.39</b>	<b>0.113</b>	<b>1.320</b>	<b>1.679</b>	<b>1.984</b>	<b>1.959</b>

\*Gross Fixed Capital Formation

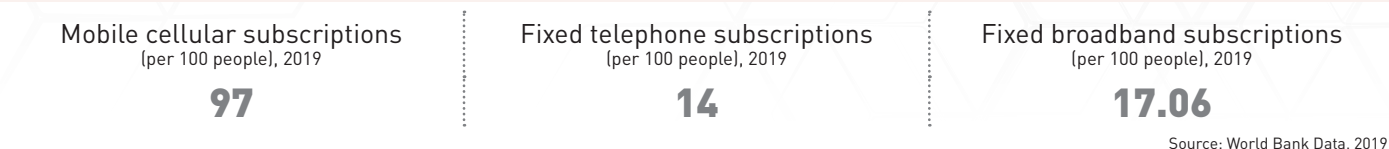
Source: Global Assessment Report on Disaster Risk Reduction, 2015

# INFRASTRUCTURE PROFILE

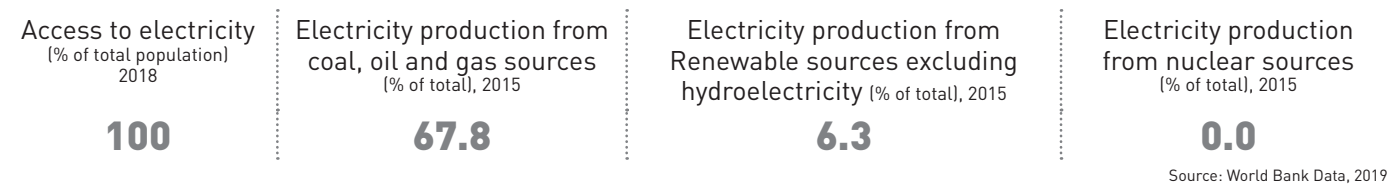
## A. Transportation



## B. Telecommunications



## C. Energy and Power



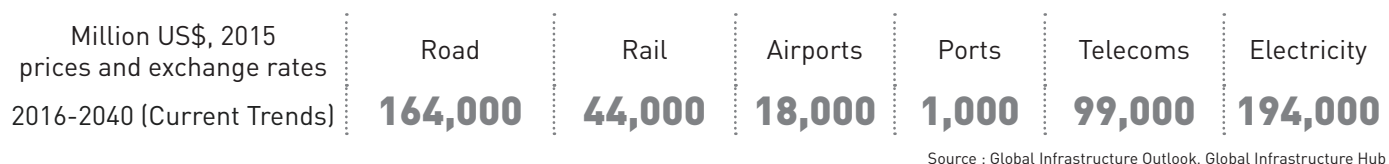
## D. Healthcare



## E. Water and Sanitation



## Projected Infrastructure Investments



## Global Competitiveness Index

